

# South Dakota Employment Report

## Joint Economic Committee

Senator Mike Lee, Chairman

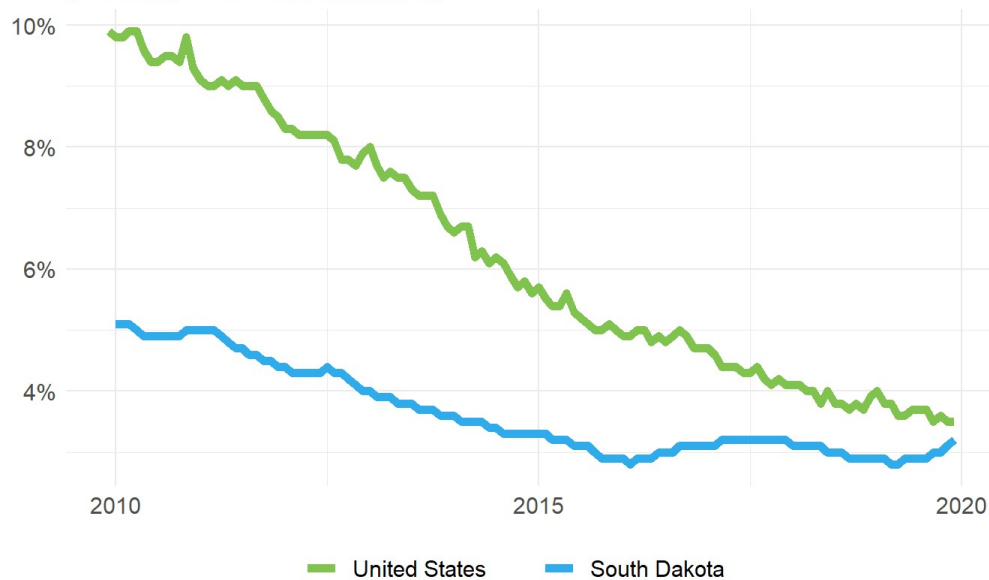
January 24, 2020

### Summary

- **South Dakota lost 200 net payroll jobs and the unemployment rate rose by 0.1 percentage point to 3.2 percent in December**, according to Bureau of Labor Statistics (BLS) data released at 10:00am on January 24, 2020.
- **Over the past twelve months, South Dakota added 3,900 payroll jobs** and the unemployment rate rose by 0.3 percentage point from 2.9 percent.
- **In December, South Dakota's private sector lost 300 net private payroll jobs** and over the past twelve months it added 3,600 private payroll jobs in the establishment survey.
- In the household survey, the number of **unemployed rose by 365 on net in December**, and over the past year employment rose by 8,137.
- South Dakota's **labor force participation rate remained steady at 69.1 percent** in December. Since last year, the labor force participation rate rose by 0.6 percentage point.
- The national unemployment rate **remained unchanged in December**. State employment and unemployment data for January is scheduled for release March 16, 2020. The national employment situation report for January will be released February 07, 2020.

### South Dakota and U.S. Unemployment Rates

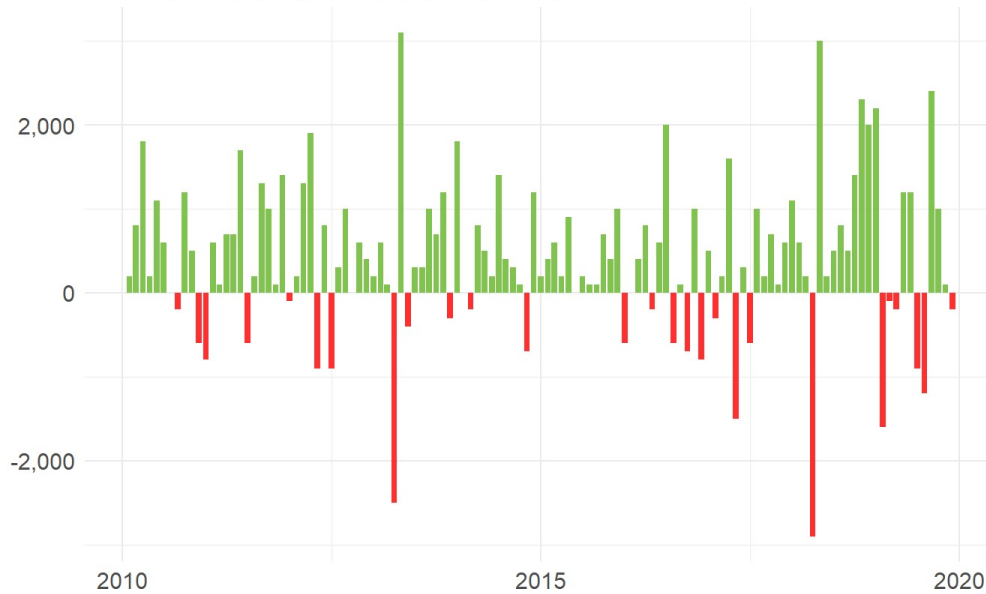
(Percent, Seasonally Adjusted)



Source: Bureau of Labor Statistics

### South Dakota Payroll Employment

## South Dakota Nonfarm Payroll Jobs Monthly Change (Seasonally Adjusted)



Source: Bureau of Labor Statistics

South Dakota lost 200 net payroll jobs, or 0 percent, on a seasonally adjusted basis during December. In the prior month, South Dakota added 100 jobs. Over the past twelve months, South Dakota added 3,900 payroll jobs, or 0.9 percent. South Dakota nonfarm payroll employment had increased in 6 of the past 12 months.

Nationally, nonfarm payrolls rose by 145,000 in December, or rose by 0.1 percent. Over the 12-month period ending with December, nonfarm payrolls rose by 2,108,000 jobs, or 1.4 percent. South Dakota is tied for 28th among the 50 states and the District of Columbia for percentage gain in nonfarm payroll employment over the past 12 months.

During December, South Dakota's private-sector lost 300 jobs, or approximately -0.1 percent. The private-sector in South Dakota added 100 jobs in the prior month. Over the past twelve months, private-sector payrolls in South Dakota added 3,600, or 1 percent. South Dakota private-sector payroll employment has increased in 6 of the past 12 months.

Nationally, private-sector payroll jobs rose by 139,000 jobs in December, or 0.1 percent. Over the past 12 months, the national payroll rose by 1,947,000 jobs in the private sector, or rose by 1.5 percent. South Dakota is tied for 30th among the 50 states and the District of Columbia for a percentage gain in private-sector payroll employment over the past 12 months.

## Change in South Dakota Payroll Employment by Sector over Past 12 Months



Source: Bureau of Labor Statistics, seasonally adjusted

The best performing sectors on a seasonally adjusted basis during December were Leisure and Hospitality (600) and Construction (300). The poorest performing sectors during the month were Education and Health Services (-400) and Trade, Transportation, and Utilities (-500).

The best performing sectors during the last twelve months were Trade, Transportation, and Utilities (1,300) and Other Services (1,000). The poorest performing sectors during the last twelve months were Professional and Business Services (-100) and Financial Activities (-200).

## South Dakota Labor Force Statistics

### *Labor Force Participation*

The labor force participation rate in South Dakota remained unchanged at 69.1 percent in December. At a labor force participation rate of 69.1 percent, South Dakota is tied for 5th in the nation. The labor force participation rate in South Dakota rose by 0.6 percentage point from a year earlier. The labor force participation rate is the percentage of the civilian noninstitutionalized population age 16 and older who are employed or actively looking for work.

The 10-year high for the labor force participation rate in South Dakota was 71.6 percent last occurring in May 2010. The series high for the labor force participation rate in South Dakota occurred in August 2004 when the labor force participation rate hit 73.4 percent. The 10-year low for the labor force participation rate was 68.5 percent in December 2018. The series low for the labor force participation rate in South Dakota last occurred in August 1976 when the labor force participation rate hit 64.3 percent.

The national labor force participation rate remained steady at 63.2 percent in December. That rate rose by 0.2 percentage point from a year earlier. The all-time high for the national labor force participation rate was 67.3 percent in April 2000. The 10-year high for the national labor force participation rate was 65.2 percent in April 2010. The recent 10-year low occurred in September

2015 at a level of 62.4 percent. The series low for the national labor force participation rate was 58.1 percent in December 1954.

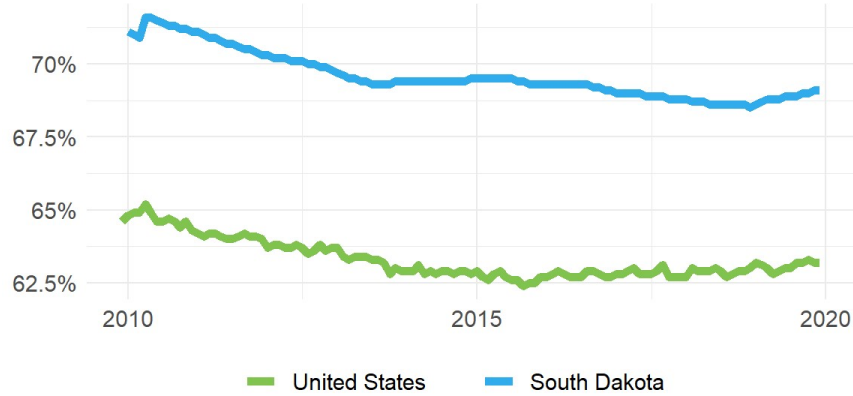
### Employment-to-Population Ratio

The employment-to-population ratio, or the percentage of the South Dakota civilian noninstitutionalized population 16 years and older counted as employed, in December remained unchanged. At 66.9 percent, South Dakota ranks 8th among state employment-to-population ratios in the nation. The employment-to-population ratio in South Dakota rose by 0.4 percentage point from a year earlier.

The 10-year high for the employment-to-population ratio in South Dakota was 68 percent last occurring in June 2010. The series high for the employment-to-population ratio in South Dakota last occurred in February 2000 when the employment-to-population ratio hit 71.4 percent. The 10-year low for the employment-to-population ratio was 66.5 percent last occurring in December 2018. The series low for the employment-to-population ratio in South Dakota last occurred in August 1976 when the employment-to-population ratio hit 62.2 percent.

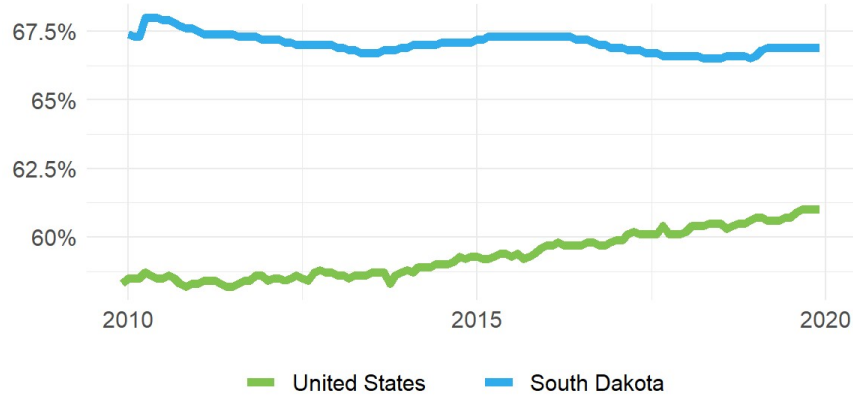
The national employment-to-population ratio remained steady at 61 percent in December. That rate rose by 0.4 percentage point from a year earlier. The all-time high for the national employment-to-population ratio was 64.7 percent in April 2000. The 10-year high for the national employment-to-population ratio was 61 percent in December 2019. The recent 10-year low occurred in July 2011 at a level of 58.2 percent. The series low for the employment-to-population ratio was 54.9 percent in October 1949.

### South Dakota and U.S. Labor Force Participation Rates (Percent, Seasonally Adjusted)



Source: Bureau of Labor Statistics

### South Dakota and U.S. Employment-to-Population Ratios (Percent, Seasonally Adjusted)



Source: Bureau of Labor Statistics